

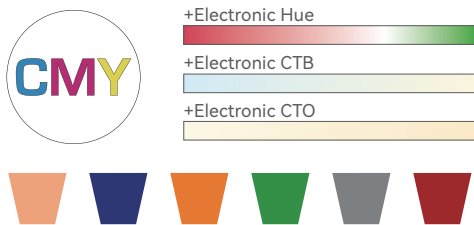
Kx→100+




FULL SPECTRUM LED MOVING PROFILE

- 1500W CW+RGB LED engine(patented)
- Up to 30000 lumen output
- Linear CCT from 2700K to 6000K
- CRI:98,R9: 98; TM-30-15rg/rf: 101, TLCI: 99
- Electronic +/- green~magenta HUE fine tuning(CCI)
- Consistent CCI throughout the whole dimming curve
- Electronic CTB fine adjustment
- 30KHz output for flicker-free video playback
- Dual 1° and 5° frost with linear adjustment

Color



Roatating Gobo



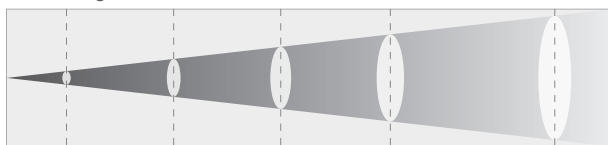
Fixed Gobo



Framing Shutter Animation

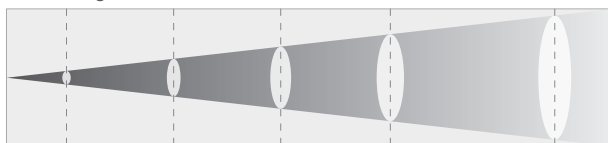


Beam Angle 4.8°



Distance (m)	5	10	15	20	25
Lluminance (Lux)	77800	19450	8644	4862	3112
Diameter(cm)	42	84	125	167	209

Beam Angle 48°



Distance (m)	5	10	15	20	25
Lluminance (Lux)	2264	566	251	141	90
Diameter(cm)	445	890	1335	1780	2226

PHOTOMETRICS

Light Source	1500W CW+RGB LED engine(patented)
Fixture Output	30000Lm
CCT	linear 2700K~6000K variable
Color Rendition	CRI:98, R9:98
LED Life	20000hrs
Beam Angle	4.8°~48°

KEY FEATURES

Pan	540° (16bit resolution)
Tilt	270° (16bit resolution)
Color System	CW+CMY+Hue+CTO/CTB+6 filters+open
Gobo System	1 rotating gobo wheel (6 + open) 1 fixed gobo wheel (7 + open)
Animation	Rotating animation wheel with variable speed
Framing System	+35° each blade individually controllable, 120° system rotation
Frost	1°/5° 0 ~ 100% linear adjustable
Strobe	1~30Hz
Dimming	4 dimming curves(Linear/Square/inverse-square/S-curve)+4 dimming modes
Prism	Indexable 4-facet prism with variable speed

CONTROL

Protocol	DMX512 / RDM
DMX Channel	34CH/36CH
Data Connection	3pin+5pin DMX In/Out, linking up to 32pcs
Display	2.83-inch TFT display with gravity sensor

POWER

Mains	100 - 240 VAC, 50/60 Hz
Power Connection	IP PowerCON True One In
Consumption	1760W @230V
Power Factor	0.98@230V

PHYSICAL

Operating Tempt	-10°C~45°C
Cooling	Heat pipe + noiseless fan
Dimension	469 x 336 x 868 mm
Weight	47kg

