




响尾蛇
DIAMONDBACK



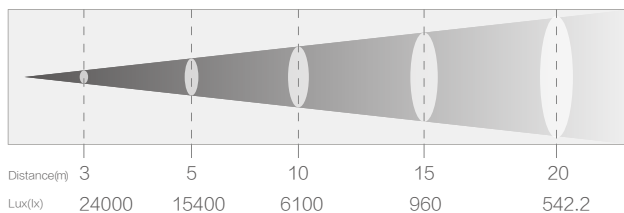
PIXEL-MAPPABLE FULL-COLOR LED BAR

STROBE/BEAM/WASH WITH ZOOM

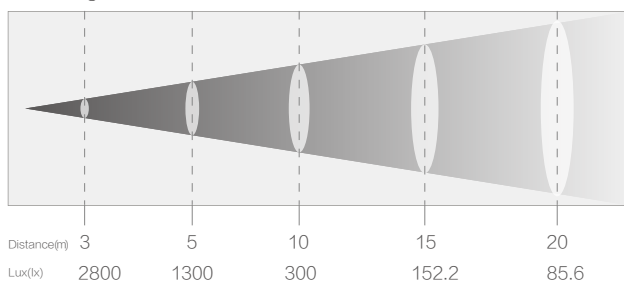
- 14 independently controllable RGBW LED cells to provide super high output of 24K lux for beam and wash effects
- Stunning strobe effects generated by the 2 outer pixel-mappable CW+WW LED lines
- White color temperature from 2700K~8000K
RA: W: ≥ 70 ; CW: ≥ 80 ; WW: ≥ 90
- Smooth wide zoomable range from 3~56°
- Ultra-linear dimming technology with 4 dimming modes and 5 dimming curves
- Selectable PWM frequencies for flick-free output with any camera
- Multi selection of pre-programmed macros and special effects
- Alingment pins on both sides for easy fixture alignment during installation
- Tilt lock to lock the moving head in a secure position while transportation or before handling any operation
- DMX/RDM and ArtNet control



Beam Angle 3°



Beam Angle 34°



PHOTOMETRICS

Light Source	1100W RGBW+CW+WW LED
Output	60K lm (peak value)
Color Temperature	2700K~8000K
Beam Angle	3~56°

KEY FEATURES

TILT	205° (16 bit)
Color Mixing	RGBW+CW+WW
ZOOM	3~56°
STROBE	0~30Hz
DIMMING	0 ~ 100% dimming with 4 dimming curves

CONTROL

Protocol	DMX512/RDM/Artnet+DMX512
DMX Channel	14CH/32CH/118CH/91CH/119/88CH
Display	2.8" TFT display with gravity sensor
Pixel-mappable Zones	14+56

POWER

Mains	200 – 240 VAC, 50/60 Hz
Power Connections	IP Power IN
Data Connections	3pin or 5pin DMX IN/OUT Art-net IN/OUT
Consumption	620W/230V
Power Fcator	0.97/230V
Ambient	-10℃~45℃

PHYSICAL

Dimension	1000 x 110 x 284.5 mm
Weight	20.3kg
Cooling	IP noiseless fan for forced air
Housing	Metal with black finish
Accessories	Power Cable, Omega-bracket

