

EC7



7*50W IP66 RGBW High Output LED Moving Wash

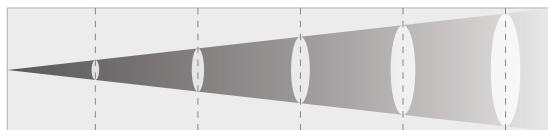
SATURATED · UNMATCHED EFFICIENCY

- 7 x 50W RGBWW LED
- Up to 7700 lumens output
- Linear CCT: 2800K ~ 10000K
- Ultra-wide zoom range: 3.5° ~ 51°
- Exquisite color rendering: CRI > 93, R9 > 90
- RGBWW LED allows for creating saturated and pure color mixes
- Pixel-mappable LED control allows for two-layer foreground and background colors and effects
- Advanced calibration technology ensures high fidelity output and consistent color
- New ultra-linear 22-bit dimming guarantees smooth fades and flicker-free output
- Rapid, smooth, quiet pan/tilt rotation
- DMX512, Art-Net/sACN, RDM control
- NFC+Bluetooth+App integration enables seamless one-touch connection between palm-devices and fixtures for fixture setup, software upgrade, real-time error monitoring, and remote maintenance support

Color System

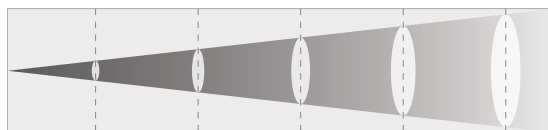


Beam Angle 3.5°

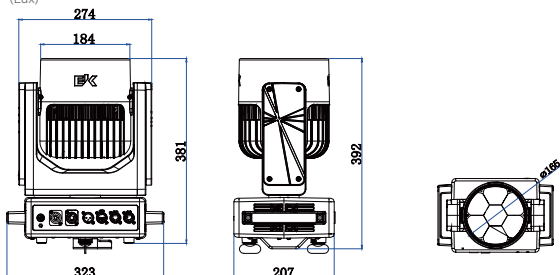


Distance (m) 5 7 10 15 20
Luminance (Lux) 40000 20400 10000 4444 2500

Beam Angle 33.8°



Distance (m) 5 7 10 15 20
Luminance (Lux) 950 488 238 106 59



Front

Side

Top

PHOTOMETRICS

Light Source	7*50W RGBWW LED
Color Temperature	2800K-10000K
Output	Up to 7700lumen
CRI	>93
Zoom Range	3.5-51°
LED Life	30000H

KEY FEATURES

PAN	540°
TILT	247°
Color System	RGBWW
Zoom	Electronic zoom
Strobe	1-30HZ
Dimmer	0-100% Linear dimming, 4 dimming curves, 22 bit

CONTROL

Protocol	DMX512/RDM/sACN/ArtNet/Bluetooth/APP/NFC
DMX Channel	16CH/34CH/31CH/40CH/58CH
DMX connections	3Pin(or 5pin) XLTR IN/OUT, linking up to 32pcs
Display	240RGB*320 2.8 inch TFT display
Frequency	600Hz/1.2KHz/2KHz/4KHz/6KHz/25KHz
Built-in Programs	Yes
Pixel Control	Single control

POWER

Mains	100-240V, 50/60Hz
Power	230V@400W
Power Connections	TrueCon IN/OUT, linking up to 4pcs
Power Factor	230V@0.97
Ambient	-10 ~ 45°C

PHYSICAL

Dimension	323*207*381mm
Weight	9.7Kg
Cooling	Aluminum alloy heat sink with low noise fan
Housing	Black flame-retardant nylon with fiber reinforcement, spray-painted
Installation	Sit-flat floor mounting, side hanging and flown mounting

Accessories

standard equipment	Omega Bracket, Power Cable
--------------------	----------------------------