

MC5

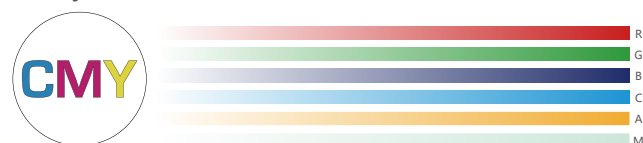


Beam, Spot, Wash, Profile 4-in-1

550W 6-color LED engine

- Up to 12000 lumens output
- Productive optics deliver consistent superior performance, continuously producing a 12000 lumen output at 5600K with CRI over 97
- Ultra-wide zoom range: 4° ~ 60°
- Linear CCT: 1800K ~ 10000K
- Source-level HUE (magenta-green) adjustment
- Razor sharp shutter framing and elegant gobo shaping
- Extremely even spot with flawless field consistency
- Incorporating the latest advances in RGB-CAM LED color-mixing
- X/Y coordinate to ensure consistent and accurate color reproduction across different fixtures
- Advanced calibration technology ensures high fidelity output and consistent color
- Featuring animation wheel, rotating gobo wheel and dual 4-f linear/circular prism
- Linear frost adjustable from light to heavy
- Nature-to-life color rendering: CRI>97 R9>97, TM-30-15f/rg 100/94, TLCI >95
- New ultra-linear 22-bit dimming guarantees smooth fades and flick-free output
- Rapid, smooth, quiet pan/tilt rotation
- Reset-free absolute positioning
- Superpotent cooling system for whisper-quiet operation
- DMX512/RDM/SACN/Artnet
- NFC+Bluetooth+App integration enables seamless one-touch connection between palm-devices and fixtures for fixture setup, software upgrade, real-time error monitoring, and remote maintenance support

Color System



+Electronic Hue

+Electronic CTO



Rotating Gobo 1



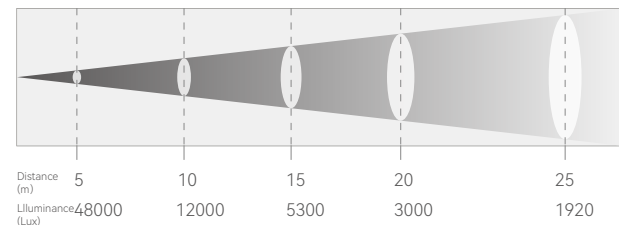
Rotating Gobo 2



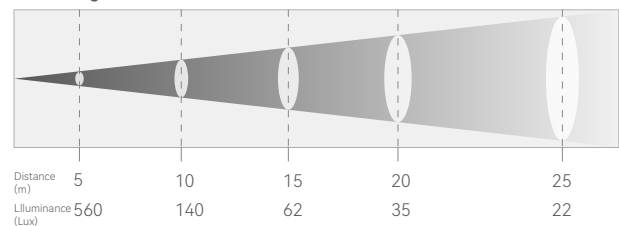
Framing Shutter



Beam angle 6°



Beam angle 60°



PHOTOMETRICS

Light Source	550W 6-color LED engine
Output	12000LM
Color temperature	1800-10000K
CRI	≥97
R9	≥97
LED life	30000H
Beam angle	4° ~ 60°

KEY FEATURES

PAN	540°(absolute positioning)
TILT	270°(absolute positioning)
Color System	R, G, B, C, A, M mixing+color wheel(5+open)
Gobo System	2 Rotating gobo wheels(7 gobos+ open)
Animation	Animation wheel with variable speed
Framing System	single blade±35°, complete framing system rotatable ±60°
Frost	1°+5° linear 0% ~ 100% frost
Strobe	1~30Hz
Dimming	Linear/Square/In-verse square/S-curve+4 dimming mode(22bit)
Prism	Indexable 4 facet prism+4 linear prism with variable speed

CONTROL

Protocol	DMX512/RDM/sACN/Artnet/Bluetooth/APP/NFC
DMX Channel	50CH/42CH/44CH/60CH
Data connection	3pin (or 5pin) XLR In/Out, linking up to 32pcs
Display	240RGB*320 2.8 inch TFT display

POWER

Mains	100-240VAC 50/60Hz
Power connection	TrueCon In/Out in/out, linking up 2pcs
Consumption	230V@800W
Power Factor	230V@0.95
Operating Temperature	-10°C~45°C

PHYSICAL

Size	418*650*288mm(Foldable-Clamp)
Weight	27kg
Cooling	Heat pipe cooling system with low noise fan
Accessory	Omega bracket, power cable

